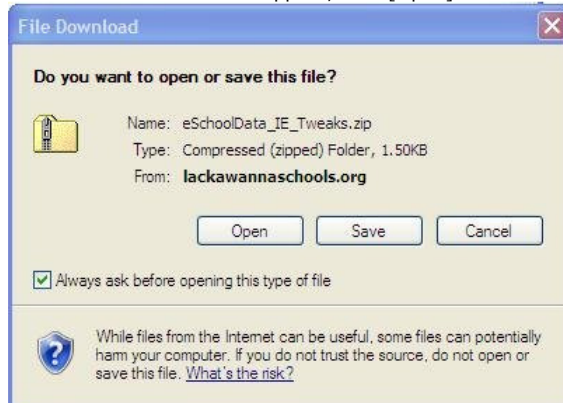
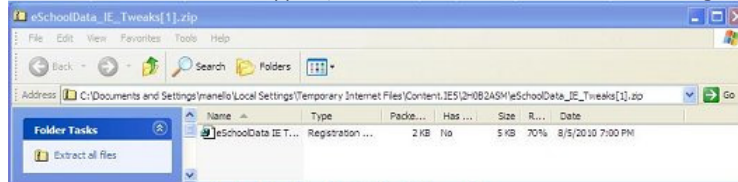


1. Goto <http://www.lackawannaschools.org>
2. Click [Apps] at top right corner
3. Click [eSchoolData IE Tweaks](#) link
4. The window below will appear, click [Open] button



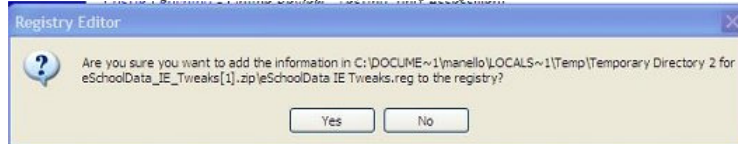
5. The window below will appear, double click eSchoolData IE Tweaks.reg file.



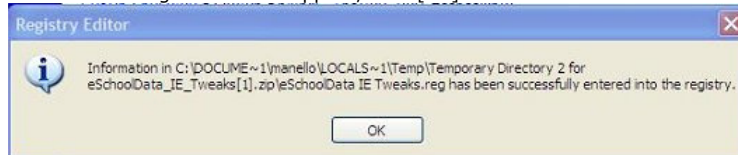
6. The window below will appear, click [Run]



7. The following window will appear, click [Yes]



8. The following window will appear, click [OK]



9. If Internet Explorer was open during the steps above, close and reopen Internet Explorer.